


FPUU-Canton ADULT Survey - Complete/Return BEFORE JUNE 16th

1. During the last year, approximately how often have you attended service on Sunday morning, either as an attendee or as an R.E. teacher?			
		Response Percent	Response Count
3 or more times per month		57.0%	45
1 or 2 times per month		17.7%	14
Every few weeks		3.8%	3
Rarely		16.5%	13
Never		5.1%	4
		<i>answered question</i>	79
		<i>skipped question</i>	2






2. Indicate ALL the reasons you FIRST attended First Parish and the importance of each:					
	Extremely	Very	Somewhat	None	Response Count
Adult religious education	4.6% (3)	16.9% (11)	47.7% (31)	30.8% (20)	65
Celebrating common values	36.1% (26)	47.2% (34)	16.7% (12)	0.0% (0)	72
Children's religious education	38.4% (28)	20.5% (15)	11.0% (8)	30.1% (22)	73
Choir/Music	28.2% (20)	23.9% (17)	39.4% (28)	8.5% (6)	71
Community/Fellowship	47.9% (35)	35.6% (26)	16.4% (12)	0.0% (0)	73
UUA/Ballou Channing District involvement	0.0% (0)	4.6% (3)	20.0% (13)	75.4% (49)	65
Family	35.7% (25)	28.6% (20)	20.0% (14)	15.7% (11)	70
Gay/Lesbian/Bisexual/Transgender (GLBT) concerns	9.0% (6)	11.9% (8)	35.8% (24)	43.3% (29)	67
Intellectual stimulation	36.6% (26)	32.4% (23)	26.8% (19)	4.2% (3)	71
Meditation/Prayer	20.6% (14)	29.4% (20)	36.8% (25)	13.2% (9)	68
Minister	28.2% (20)	53.5% (38)	12.7% (9)	5.6% (4)	71
Social action/Service activities	7.1% (5)	37.1% (26)	40.0% (28)	15.7% (11)	70
Spiritual growth	27.5% (19)	39.1% (27)	26.1% (18)	7.2% (5)	69
Unitarian Universalist beliefs	45.9% (34)	35.1% (26)	17.6% (13)	1.4% (1)	74
Worship	29.0% (20)	46.4% (32)	17.4% (12)	7.2% (5)	69
Youth groups	11.7% (7)	13.3% (8)	26.7% (16)	48.3% (29)	60
Other	25.0% (7)	3.6% (1)	10.7% (3)	60.7% (17)	28
				(please specify)	11
	answered question				80
	skipped question				1










3. Indicate ALL the reasons you CONTINUE TO ATTEND First Parish and the importance of each:					
	Extremely	Very	Somewhat	None	Response Count
Adult religious education	4.5% (3)	13.6% (9)	63.6% (42)	18.2% (12)	66
Celebrating common values	40.8% (29)	47.9% (34)	11.3% (8)	0.0% (0)	71
Children's religious education	20.3% (14)	26.1% (18)	17.4% (12)	36.2% (25)	69
Choir/Music	45.1% (32)	33.8% (24)	18.3% (13)	2.8% (2)	71
Community/Fellowship	63.9% (46)	31.9% (23)	4.2% (3)	0.0% (0)	72
UUA/Ballou Channing District involvement	0.0% (0)	1.5% (1)	38.5% (25)	60.0% (39)	65
Family	29.2% (19)	36.9% (24)	15.4% (10)	18.5% (12)	65
Gay/Lesbian/Bisexual/Transgender (GLBT) concerns	11.8% (8)	29.4% (20)	33.8% (23)	25.0% (17)	68
Intellectual stimulation	38.0% (27)	33.8% (24)	28.2% (20)	0.0% (0)	71
Meditation/Prayer	19.7% (14)	29.6% (21)	40.8% (29)	9.9% (7)	71
Minister	20.9% (14)	38.8% (26)	29.9% (20)	10.4% (7)	67
Social action/Service activities	8.6% (6)	45.7% (32)	41.4% (29)	4.3% (3)	70
Spiritual growth	28.2% (20)	46.5% (33)	19.7% (14)	5.6% (4)	71
Unitarian Universalist beliefs	45.8% (33)	40.3% (29)	13.9% (10)	0.0% (0)	72
Worship	22.5% (16)	50.7% (36)	21.1% (15)	5.6% (4)	71
Youth groups	12.3% (8)	12.3% (8)	32.3% (21)	43.1% (28)	65
Other	12.0% (3)	4.0% (1)	4.0% (1)	80.0% (20)	25
				(please specify)	5
				answered question	77
				skipped question	4



4. If you no longer regularly attend, please specify your reasons.		
		Response Count
		21
	<i>answered question</i>	21
	<i>skipped question</i>	60



5. In which of the following activities have you participated during the last year?			
	Yes	No	Response Count
Adult religious education	12.7% (9)	87.3% (62)	71
Parish Committee	14.3% (10)	85.7% (60)	70
Children's religious education activities	54.1% (40)	45.9% (34)	74
Choir	22.9% (16)	77.1% (54)	70
Committee or task force	54.1% (40)	45.9% (34)	74
UUA meetings or workshops	21.1% (15)	78.9% (56)	71
Fundraising	50.0% (37)	50.0% (37)	74
Musical events	58.1% (43)	41.9% (31)	74
Covenant Groups	37.3% (28)	62.7% (47)	75
Service as congregational leader	15.5% (11)	84.5% (60)	71
Social action/Service activities	39.2% (29)	60.8% (45)	74
Social activities	75.7% (56)	24.3% (18)	74
Sunday coffee hour	88.2% (67)	11.8% (9)	76
Sunday services (as usher, greeter, etc)	62.2% (46)	37.8% (28)	74
Sunday services (as leader/participant)	24.6% (17)	75.4% (52)	69
Youth social activities	15.5% (11)	84.5% (60)	71



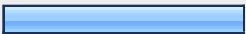







Other	38.5% (10)	61.5% (16)	26
		(please specify)	15
		answered question	78
		skipped question	3




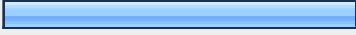

6. How many hours a week, on average, did you participate in First Parish activities during the last year (including Sunday services, coffee hours, Religious Education, committee work, etc.)?			
		Response Percent	Response Count
2 or fewer hours		48.7%	38
3-5 hours		41.0%	32
6-9 hours		5.1%	4
10-14 hours		1.3%	1
15 or more hours		3.8%	3
		answered question	78
		skipped question	3

7. Which of the following reasons for attending worship services are important to you?			
		Response Percent	Response Count
Celebration of common values		85.9%	67
Intellectual stimulation		80.8%	63
Fellowship period after services		65.4%	51
Hearing, playing, or singing music		79.5%	62
Mystical, spiritual experience		29.5%	23
Personal reflection and meditation		78.2%	61
Sense of belonging		79.5%	62
Support and encouragement for social action		38.5%	30
Uplifting emotional experience		59.0%	46
		answered question	78
		skipped question	3






8. In the past 12 months, have you attended any UUA or district meetings?			
		Response Percent	Response Count
Yes (please describe below)		7.4%	6
No		92.6%	75
		Name of meeting:	4
		answered question	81
		skipped question	0

9. What are your personal feelings about growing our membership?			
		Response Percent	Response Count
Favorable - I'd like more people to benefit from Unitarian Universalism in general and the church in particular		81.3%	65
Neutral		18.8%	15
Unfavorable - I prefer the current size of our congregation		0.0%	0
		<i>answered question</i>	80
		<i>skipped question</i>	1

10. In addition to Unitarian Universalism, what faith traditions are important in your religious development and/or orientation?			
		Response Percent	Response Count
AGNOSTICISM: "The truth" about theological matters is unknown or impossible to prove or disprove.		46.1%	35
ATHEISM: The concept of deity is not defensible or helpful.		17.1%	13
BUDDHISM: Individuals are responsible for their own spiritual well-being, and physical and spiritual discipline is a means of liberation from the physical world.		36.8%	28
ETHICAL CHRISTIANITY: Jesus is a great moral teacher.		44.7%	34
ETHICAL RELIGION: The function of religion is to encourage the development of ethical living.		56.6%	43
HINDUISM: Freedom from the material world can be achieved through purification of desires and elimination of personal identity.		5.3%	4
HUMANISM: Human nature is a sufficient basis for all religion and ethics.		56.6%	43
JUDAISM: The monotheistic religion of the Jews having its spiritual and ethical principles embodied chiefly in the Torah and in the Talmud		18.4%	14
MYSTICISM: It is possible for humans to have a vital identification with the Cosmos.		15.8%	12
NATURALISTIC THEISM: The powers traditionally attributed to a supernatural God are inherent in the natural world. The natural world elicits our respect and devotion.		42.1%	32

PAGANISM: Earth-centered traditions celebrate the sacred circle of life and instruct us to live in harmony with the rhythms of nature.		22.4%	17
SKEPTICISM: There is no way of knowing the truth with regard to theological matters.		23.7%	18
THEOLOGICAL CHRISTIANITY: Jesus is a unique revelation of the divine.		13.2%	10
RELIGIOUS HUMANISM: Integration of humanist ethical philosophy with religious rituals and beliefs that center on human needs, interests, and abilities.		53.9%	41
Other (please specify)		9.2%	7
answered question			76
skipped question			5

11. How frequently do you participate in the following religious practices?					
	Often	Occasionally	Seldom	Never-- not important to me	Response Count
Prayer	22.5% (16)	22.5% (16)	26.8% (19)	28.2% (20)	71
Meditation	20.0% (15)	34.7% (26)	36.0% (27)	9.3% (7)	75
Yoga	23.0% (17)	12.2% (9)	23.0% (17)	41.9% (31)	74
Covenant Groups	31.9% (22)	5.8% (4)	17.4% (12)	44.9% (31)	69
Social Action activities	10.0% (7)	40.0% (28)	41.4% (29)	8.6% (6)	70
Other	27.8% (5)	11.1% (2)	11.1% (2)	50.0% (9)	18
(please specify)					9
answered question					76
skipped question					5

12. Which most closely corresponds with your belief about immortality?			
		Response Percent	Response Count
A person's memory lives on in the minds of their loved ones		61.3%	46
A person's body dies but a person's spirit or soul lives on		18.7%	14
At some point in the future, a person's body and soul are resurrected		0.0%	0
A person's soul is reborn into another living being		4.0%	3
Concern for immortality distracts from fully living in the moment		9.3%	7
No opinion		6.7%	5
	answered question		75
	skipped question		6

13. How often would you like the minister to preach?			
		Response Percent	Response Count
Nearly every Sunday		97.3%	72
2 times a month		1.4%	1
Once a month		1.4%	1
	answered question		74
	skipped question		7

14. How important to you are the following specific items which may be part of a Sunday worship service?					
	Extremely important	Very important	Somewhat important	Not important	Response Count
Announcements	9.2% (7)	30.3% (23)	52.6% (40)	7.9% (6)	76
Celebrating religious holidays	15.8% (12)	34.2% (26)	42.1% (32)	7.9% (6)	76
Chalice lightings	24.0% (18)	48.0% (36)	24.0% (18)	4.0% (3)	75
Child dedications	21.6% (16)	50.0% (37)	25.7% (19)	2.7% (2)	74
Time for All Ages	14.9% (11)	40.5% (30)	32.4% (24)	12.2% (9)	74
Choir/Musical performances	59.2% (45)	27.6% (21)	10.5% (8)	2.6% (2)	76
Coffee hour	38.2% (29)	36.8% (28)	19.7% (15)	5.3% (4)	76
Lay participation	18.7% (14)	38.7% (29)	36.0% (27)	6.7% (5)	75
Meditation	21.1% (16)	32.9% (25)	38.2% (29)	7.9% (6)	76
Multicultural sensitivity/GLBT awareness	25.0% (19)	32.9% (25)	28.9% (22)	13.2% (10)	76
Prayer	14.7% (11)	24.0% (18)	33.3% (25)	28.0% (21)	75
Readings	19.7% (15)	48.7% (37)	26.3% (20)	5.3% (4)	76
Reciting congregational covenant	40.8% (31)	35.5% (27)	21.1% (16)	2.6% (2)	76
Recognizing visitors	36.8% (28)	35.5% (27)	25.0% (19)	2.6% (2)	76
Responsive readings	7.9% (6)	21.1% (16)	57.9% (44)	13.2% (10)	76
Sermon	62.2% (46)	31.1% (23)	6.8% (5)	0.0% (0)	74
Sharing joys and concerns	36.8% (28)	44.7% (34)	15.8% (12)	2.6% (2)	76
Singing of hymns	49.3% (37)	36.0% (27)	12.0% (9)	2.7% (2)	75
Other	33.3% (5)	13.3% (2)	6.7% (1)	46.7% (7)	15
				(please specify)	11
				answered question	77
				skipped question	4

15. How important to you are these various Sunday worship sermon topics?					
	Extremely important	Very important	Somewhat important	Not important	Response Count
Christian traditions	9.5% (7)	25.7% (19)	50.0% (37)	14.9% (11)	74
Coping with life	36.8% (28)	48.7% (37)	13.2% (10)	1.3% (1)	76
Creative and artistic abilities	12.3% (9)	32.9% (24)	43.8% (32)	11.0% (8)	73
Current political events	10.5% (8)	39.5% (30)	38.2% (29)	11.8% (9)	76
Defining Unitarian Universalism	25.3% (19)	48.0% (36)	24.0% (18)	2.7% (2)	75
Earth-centered traditions	9.6% (7)	46.6% (34)	32.9% (24)	11.0% (8)	73
Family relationships and values	32.9% (25)	48.7% (37)	17.1% (13)	1.3% (1)	76
Jewish traditions	6.6% (5)	25.0% (19)	52.6% (40)	15.8% (12)	76
Non-western religions	1.3% (1)	33.3% (25)	49.3% (37)	16.0% (12)	75
Personal growth	28.9% (22)	56.6% (43)	11.8% (9)	2.6% (2)	76
Philosophical ideas	32.0% (24)	44.0% (33)	21.3% (16)	2.7% (2)	75
Psychological perspectives on life's issues	25.3% (19)	37.3% (28)	29.3% (22)	8.0% (6)	75
Religious implications of science and modern knowledge	25.7% (19)	37.8% (28)	25.7% (19)	10.8% (8)	74
Spiritual growth	34.2% (26)	35.5% (27)	23.7% (18)	6.6% (5)	76
Stimulate action of convictions	23.3% (17)	45.2% (33)	24.7% (18)	6.8% (5)	73
Theological values	20.5% (15)	31.5% (23)	27.4% (20)	20.5% (15)	73
UU denominational issues	7.9% (6)	34.2% (26)	47.4% (36)	10.5% (8)	76
UU history	9.2% (7)	47.4% (36)	32.9% (25)	10.5% (8)	76
Values and perspectives on social issues	34.7% (26)	42.7% (32)	17.3% (13)	5.3% (4)	75
Other	37.5% (6)	0.0% (0)	0.0% (0)	62.5% (10)	16
	(please specify)				9
	answered question				76












16. How important to you are these Sunday worship service objectives?

	Extremely important	Very important	Somewhat important	Not important	Response Count
Build community	42.9% (33)	50.6% (39)	6.5% (5)	0.0% (0)	77
Help us understand ourselves better; self-reflection	48.1% (37)	41.6% (32)	10.4% (8)	0.0% (0)	77
Inspire reverence and awe	24.7% (19)	29.9% (23)	28.6% (22)	16.9% (13)	77
Promote a supportive environment for developing and sharing feelings and beliefs	46.1% (35)	39.5% (30)	14.5% (11)	0.0% (0)	76
Show new paths for individual growth and change	41.6% (32)	41.6% (32)	16.9% (13)	0.0% (0)	77
Spur individuals to act on their own convictions	30.3% (23)	44.7% (34)	17.1% (13)	7.9% (6)	76
Other	27.3% (3)	0.0% (0)	9.1% (1)	63.6% (7)	11
				(please specify)	6
				answered question	77
				skipped question	4

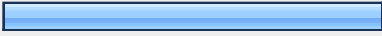





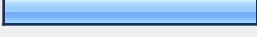




17. A variety of functions comprise a minister's work. Each minister has to prioritize these functions, and thus his or her time. In what ORDER OF IMPORTANCE would you like our next minister to do so?

	Most important	2nd	3rd	4th	5th	6th	Least important	Response Count
Pastor: counsels, visits the sick, visits people at home, etc.	4.6% (3)	30.8% (20)	24.6% (16)	15.4% (10)	10.8% (7)	10.8% (7)	3.1% (2)	65
Social activist: promotes ethical values in the larger community	0.0% (0)	1.5% (1)	9.2% (6)	18.5% (12)	18.5% (12)	23.1% (15)	29.2% (19)	65
Facilitator: involves people in congregational life	7.9% (5)	11.1% (7)	20.6% (13)	23.8% (15)	15.9% (10)	14.3% (9)	6.3% (4)	63
Spiritual leader: prepares and leads worships and celebrations	56.3% (36)	12.5% (8)	10.9% (7)	9.4% (6)	4.7% (3)	6.3% (4)	0.0% (0)	64
Intellectual leader: challenges and stimulates the thinking of the congregation	15.4% (10)	24.6% (16)	16.9% (11)	12.3% (8)	12.3% (8)	13.8% (9)	4.6% (3)	65
Administrator: achieves results by coordinating and supporting efforts of others	1.6% (1)	4.7% (3)	9.4% (6)	14.1% (9)	23.4% (15)	17.2% (11)	29.7% (19)	64
Person of character: models the ethical life	20.3% (14)	15.9% (11)	7.2% (5)	7.2% (5)	14.5% (10)	11.6% (8)	23.2% (16)	69
Other (please specify function and priority)								10
answered question								69
skipped question								12

18. In terms of personal capabilities and time and attention, which of the following priorities for our next minister do you consider to be the most important? (please check 5)

		Response Percent	Response Count
Assuring efficient and effective administration by paid staff		17.8%	13
Caring for and counseling individuals		71.2%	52
Creating a sense of awe and wonder in Sunday services		24.7%	18
Encouraging congregational social justice programs		24.7%	18
Encouraging volunteers and developing lay leadership		35.6%	26
Fostering a sense of fellowship and community within the church		84.9%	62
Guiding/facilitating committee work		26.0%	19
Leading and guiding the church staff		19.2%	14
Offering stimulating adult enrichment programs		34.2%	25
Participating in religious education for children and youth		37.0%	27
Presenting stimulating and challenging Sunday services		91.8%	67
Providing visible leadership in the community beyond the church		38.4%	28
		<i>answered question</i>	73
		<i>skipped question</i>	8



19. Which are the following qualities do you think are the most important considerations in screening ministerial candidates? (select 5)

		Response Percent	Response Count
Character (strong moral consistency, stability, reliability)		58.3%	42
Consultive and cooperative approach		34.7%	25
Creativity (ability to develop and present new ideas and methods)		41.7%	30
Empathy (genuine interest in and concern about others)		75.0%	54
Humility (awareness of his/her limitations)		11.1%	8
Intellectual depth and rigor		33.3%	24
Open-mindedness (receptive to other ideas)		38.9%	28
Professional competence (ability to communicate, counsel, empower, etc.)		72.2%	52
Scholarship (educated, informed, interesting)		26.4%	19
Sense of calling (motivated, enthusiastic)		51.4%	37
Sense of humor		61.1%	44
		<i>answered question</i>	72
		<i>skipped question</i>	9





20. UU tradition and the congregation's historical practice is that the minister should have freedom of the pulpit, whereby s/he may express whatever views s/he may hold without censorship from the congregation.

	Yes	No	Not sure	Response Count
Do you agree with this policy?	80.6% (58)	5.6% (4)	13.9% (10)	72
Do you believe that this policy extends to the expression of partisan political views?	34.3% (24)	32.9% (23)	32.9% (23)	70
	<i>answered question</i>			73
	<i>skipped question</i>			8

21. The UUA General Assembly adopted an equal opportunity policy in 1989 which states "ministerial settlement procedures without discrimination because of race, color, disability, sex, affectional or sexual orientation, age, or national origin." Do you have any reservations regarding the application of this policy in regard to our church?



		Response Percent	Response Count
Yes		13.9%	10
No		86.1%	62
	If yes, please elaborate		9
	<i>answered question</i>		72
	<i>skipped question</i>		9








22. How would you personally feel about our congregation calling as a minister a person who is...				
	Enthusiastic	Comfortable	Uncomfortable	Response Count
Male?	31.9% (23)	68.1% (49)	0.0% (0)	72
Female?	34.7% (25)	65.3% (47)	0.0% (0)	72
White?	25.0% (18)	75.0% (54)	0.0% (0)	72
A person of color/member of historically marginalized ethnic/cultural group?	28.8% (21)	68.5% (50)	2.7% (2)	73
Gay or lesbian?	25.0% (18)	69.4% (50)	5.6% (4)	72
Bisexual?	16.9% (12)	60.6% (43)	22.5% (16)	71
Transgender?	10.4% (7)	41.8% (28)	47.8% (32)	67
Physically challenged?	20.0% (14)	68.6% (48)	11.4% (8)	70
Politically liberal?	40.8% (29)	49.3% (35)	9.9% (7)	71
Politically conservative?	5.6% (4)	40.8% (29)	53.5% (38)	71
Younger than 40?	19.7% (14)	70.4% (50)	9.9% (7)	71
Older than 60?	9.6% (7)	74.0% (54)	16.4% (12)	73
I have no opinion	0.0% (0)	20.0% (1)	80.0% (4)	5
	<i>answered question</i>			73
	<i>skipped question</i>			8

23. Which statement best describes the minister's role in committee work?			
		Response Percent	Response Count
The minister administers the daily operations of the congregation, guiding the various committees in their work.		14.1%	10
The minister is actively involved in many of the committees of the congregation as a consultant/facilitator.		25.4%	18
The minister is primarily concerned with the religious life of the congregation, and the committees are primarily self-directed.		21.1%	15
The Parish Committee and committees of the parish set policy and organize the programs of the congregation in collaboration with the minister.		39.4%	28
		<i>answered question</i>	71
		<i>skipped question</i>	10

24. How important are these various ministerial functions to you?					
	Extremely important	Very important	Somewhat important	Not important	Response Count
Administration	7.1% (5)	48.6% (34)	41.4% (29)	2.9% (2)	70
Adult religious education	11.3% (8)	47.9% (34)	38.0% (27)	2.8% (2)	71
Anti-racism/anti-oppression work	14.3% (10)	41.4% (29)	35.7% (25)	8.6% (6)	70
Children's religious education	22.9% (16)	42.9% (30)	28.6% (20)	5.7% (4)	70
Committee work	2.9% (2)	29.4% (20)	58.8% (40)	8.8% (6)	68
Community building	42.3% (30)	43.7% (31)	14.1% (10)	0.0% (0)	71
Conflict resolution	32.9% (23)	52.9% (37)	14.3% (10)	0.0% (0)	70
Finance	4.3% (3)	18.8% (13)	56.5% (39)	20.3% (14)	69
Fundraising events	2.9% (2)	20.3% (14)	63.8% (44)	13.0% (9)	69
Hospital calling	23.9% (17)	49.3% (35)	25.4% (18)	1.4% (1)	71
Interfaith outreach and communication	16.9% (12)	56.3% (40)	25.4% (18)	1.4% (1)	71
Leadership development	23.2% (16)	46.4% (32)	27.5% (19)	2.9% (2)	69
Liberal religious voice	36.6% (26)	33.8% (24)	19.7% (14)	9.9% (7)	71
Membership growth	18.6% (13)	58.6% (41)	17.1% (12)	5.7% (4)	70
Music	21.4% (15)	22.9% (16)	40.0% (28)	15.7% (11)	70
Personal counseling	29.6% (21)	49.3% (35)	15.5% (11)	5.6% (4)	71
Pledge drive canvassing	0.0% (0)	22.9% (16)	48.6% (34)	28.6% (20)	70
Social action	17.1% (12)	48.6% (34)	28.6% (20)	5.7% (4)	70
Spiritual guidance	43.5% (30)	36.2% (25)	18.8% (13)	1.4% (1)	69
Staff relations	15.5% (11)	59.2% (42)	18.3% (13)	7.0% (5)	71
UUA/district activities	1.4% (1)	44.3% (31)	45.7% (32)	8.6% (6)	70
Worship/sermons	78.9% (56)	18.3% (13)	2.8% (2)	0.0% (0)	71
Young adult ministry	8.6% (6)	50.0% (35)	34.3% (24)	7.1% (5)	70

Youth group	10.0% (7)	50.0% (35)	34.3% (24)	5.7% (4)	70
Other	40.0% (4)	0.0% (0)	0.0% (0)	60.0% (6)	10
(please specify)					4
answered question					71
skipped question					10

25. What is your affiliation with the congregation?						
					Response Percent	Response Count
Member					77.8%	56
Friend					22.2%	16
answered question						72
skipped question						9

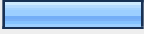





26. How long have you been associated with the congregation?						
					Response Percent	Response Count
Less than 1 year					1.4%	1
1-2 years					4.2%	3
3-5 years					22.5%	16
6-10 years					15.5%	11
11-15 years					19.7%	14
16-20 years					11.3%	8
21 years or more					25.4%	18
answered question						71
skipped question						10




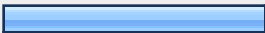
27. Thinking back to a time when you have been unwell, to what extent did the congregation reach out and offer support to you?			
		Response Percent	Response Count
Not at all		5.6%	4
A little bit		13.9%	10
A fair amount		20.8%	15
A great deal		15.3%	11
Not applicable, I have not been unwell while affiliated with the congregation		44.4%	32
<i>answered question</i>			72
<i>skipped question</i>			9



28. Was this support as much as you needed or wanted from the congregation?			
		Response Percent	Response Count
Yes		42.3%	30
No		12.7%	9
N/A		45.1%	32
<i>answered question</i>			71
<i>skipped question</i>			10





29. What is your age?			
		Response Percent	Response Count
18 or under		2.8%	2
19-29		1.4%	1
30-39		5.6%	4
40-49		21.1%	15
50-59		25.4%	18
60-69		25.4%	18
70-79		11.3%	8
80 or over		7.0%	5
		<i>answered question</i>	71
		<i>skipped question</i>	10







30. How many years have you been a Unitarian Universalist?			
		Response Percent	Response Count
0-2 years		5.8%	4
3-5 years		10.1%	7
6-10 years		13.0%	9
11-15 years		20.3%	14
More than 15 years		50.7%	35
		<i>answered question</i>	69
		<i>skipped question</i>	12




31. What was your previous religious affiliation?			
		Response Percent	Response Count
None		21.1%	15
Always a UU		19.7%	14
Buddhist		0.0%	0
Catholic Christian		22.5%	16
Hindu		0.0%	0
Jewish		8.5%	6
Muslim		0.0%	0
Protestant Christian		35.2%	25
Other (please specify)		5.6%	4
		<i>answered question</i>	71
		<i>skipped question</i>	10

32. How much is your affiliation with this congregation and/or Unitarian Universalism a source of strength or comfort to you?			
		Response Percent	Response Count
None at all		2.9%	2
Somewhat		14.3%	10
A fair amount		42.9%	30
A great deal		40.0%	28
		<i>answered question</i>	70
		<i>skipped question</i>	11







33. What is your gender?			
		Response Percent	Response Count
Male		31.4%	22
Female		68.6%	48
Transgender		0.0%	0
<i>answered question</i>			70
<i>skipped question</i>			11

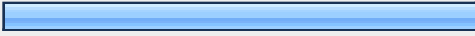

34. What is your sexual orientation?			
		Response Percent	Response Count
Bisexual		2.9%	2
Gay		0.0%	0
Heterosexual		90.0%	63
Lesbian		5.7%	4
Other (please specify)		1.4%	1
<i>answered question</i>			70
<i>skipped question</i>			11

35. What is your current marital status?			
		Response Percent	Response Count
Divorced		7.0%	5
Domestic partnership		4.2%	3
Living with partner		2.8%	2
Married		67.6%	48
Separated		0.0%	0
Single		11.3%	8
Widowed		7.0%	5
		<i>answered question</i>	71
		<i>skipped question</i>	10

36. Is your spouse/partner affiliated with the congregation?			
		Response Percent	Response Count
Yes		52.9%	37
No		28.6%	20
Not applicable		18.6%	13
		<i>answered question</i>	70
		<i>skipped question</i>	11

37. What is your ethnic/racial background?			
	Primary ethnicity	Other ethnicities	Response Count
African American/Black	0.0% (0)	0.0% (0)	0
Asian	0.0% (0)	0.0% (0)	0
Hispanic/Latino	0.0% (0)	0.0% (0)	0
Multiracial	0.0% (0)	0.0% (0)	0
Native American	50.0% (1)	50.0% (1)	2
White (not of Hispanic origin)	100.0% (67)	0.0% (0)	67
		Other (please specify)	5
	answered question		68
	skipped question		13












38. What formal education have you completed? (Check highest level)			
		Response Percent	Response Count
Less than high school		1.4%	1
High school or GED equivalent		4.2%	3
Associate's degree, trade school, or some college		16.9%	12
Bachelor's or conservatory degree		31.0%	22
Master's degree		26.8%	19
PhD, M.D., J.D., or similar advanced degree		19.7%	14
	answered question		71
	skipped question		10




39. Do you have children?			Response Percent	Response Count
Yes			72.9%	51
No			27.1%	19
		<i>answered question</i>		70
		<i>skipped question</i>		11

40. If you have children, please indicate how many in each grade level.

Number						
	0	1	2	3	4	5
Preschool	0.0% (0)	66.7% (2)	33.3% (1)	0.0% (0)	0.0% (0)	0.0%
K-3	20.0% (1)	60.0% (3)	20.0% (1)	0.0% (0)	0.0% (0)	0.0%
4-6	0.0% (0)	87.5% (7)	0.0% (0)	12.5% (1)	0.0% (0)	0.0%
7-8	14.3% (1)	85.7% (6)	0.0% (0)	0.0% (0)	0.0% (0)	0.0%
9-12	25.0% (2)	50.0% (4)	25.0% (2)	0.0% (0)	0.0% (0)	0.0%
College	0.0% (0)	44.4% (4)	55.6% (5)	0.0% (0)	0.0% (0)	0.0%
Beyond College	0.0% (0)	14.3% (4)	57.1% (16)	17.9% (5)	0.0% (0)	7.1%
Number in R.E.						
	0	1	2	3	4	5
Preschool	0.0% (0)	100.0% (1)	0.0% (0)	0.0% (0)	0.0% (0)	0.0%
K-3	0.0% (0)	100.0% (3)	0.0% (0)	0.0% (0)	0.0% (0)	0.0%
4-6	0.0% (0)	100.0% (6)	0.0% (0)	0.0% (0)	0.0% (0)	0.0%
7-8	33.3% (1)	66.7% (2)	0.0% (0)	0.0% (0)	0.0% (0)	0.0%
9-12	0.0% (0)	0.0% (0)	100.0% (1)	0.0% (0)	0.0% (0)	0.0%
College	100.0% (3)	0.0% (0)	0.0% (0)	0.0% (0)	0.0% (0)	0.0%
Beyond College	100.0% (5)	0.0% (0)	0.0% (0)	0.0% (0)	0.0% (0)	0.0%

41. What was your total gross family/household income before taxes last year?			
		Response Percent	Response Count
Less than \$25,000		9.8%	6
\$25,000 to \$50,000		13.1%	8
\$50,001 to \$75,000		21.3%	13
\$75,001 to \$100,000		18.0%	11
\$100,001 to \$125,000		11.5%	7
\$125,001 to \$150,000		8.2%	5
\$150,001 to \$200,000		3.3%	2
Over \$200,000		14.8%	9
		answered question	61
		skipped question	20

42. What is your current family/household pledge--- whether you pledge as individuals or as a family?			
		Response Percent	Response Count
Less than \$100		9.8%	6
\$100 to \$499		13.1%	8
\$500 to \$999		16.4%	10
\$1,000 to \$1,499		24.6%	15
\$1,500 to \$1,999		4.9%	3
\$2,000 to \$2,499		3.3%	2
\$2,500 to \$2,999		6.6%	4
\$3,000 to \$3,499		3.3%	2
\$3,500 to \$3,999		6.6%	4
\$4,000+		4.9%	3
Other (please specify)		6.6%	4
		answered question	61
		skipped question	20

43. About how long does it take you to travel to the church from home?			
		Response Percent	Response Count
Less than 15 minutes		60.0%	42
15-30 minutes		35.7%	25
30-45 minutes		4.3%	3
45-60 minutes		0.0%	0
Over an hour		0.0%	0
		answered question	70
		skipped question	11

44. What current strengths does our congregation possess that you would like to either see maintained or developed in the immediate future?		
		Response Count
		50
	<i>answered question</i>	50
	<i>skipped question</i>	31

45. What are the main things you would like the congregation to accomplish or get involved in within the next three to five years?		
		Response Count
		55
	<i>answered question</i>	55
	<i>skipped question</i>	26

46. What current problems/issues with First Parish concern you? What problems/issues are likely to be pressing in five years?		
		Response Count
		54
	<i>answered question</i>	54
	<i>skipped question</i>	27

47. Would you like to see our membership grow? What would be the advantages and disadvantages of growing?		
		Response Count
		58
	<i>answered question</i>	58
	<i>skipped question</i>	23

48. Are there any special issues that you would like our Ministerial Search Committee to consider and on which you would like to express your views?		
		Response Count
		44
	<i>answered question</i>	44
	<i>skipped question</i>	37

49. Name (optional):		
		Response Count
		26
	<i>answered question</i>	26
	<i>skipped question</i>	55