











FPUU-Canton YOUTH (Age 6-16) Survey - Return BY JUNE 16TH








1. I am a:			
	Boy	Girl	Response Count
Age 6	0.0% (0)	0.0% (0)	0
Age 7	<b>100.0% (1)</b>	0.0% (0)	1
Age 8	0.0% (0)	<b>100.0% (2)</b>	2
Age 9	<b>50.0% (1)</b>	<b>50.0% (1)</b>	2
Age 10	0.0% (0)	0.0% (0)	0
Age 11	<b>75.0% (3)</b>	25.0% (1)	4
Age 12	0.0% (0)	0.0% (0)	0
Age 13	<b>100.0% (1)</b>	0.0% (0)	1
Age 14	0.0% (0)	0.0% (0)	0
Age 15	0.0% (0)	<b>100.0% (1)</b>	1
Age 16	0.0% (0)	0.0% (0)	0
	<b><i>answered question</i></b>		<b>11</b>
	<b><i>skipped question</i></b>		<b>0</b>

2. How many years have you been coming to First Parish?			
		Response Percent	Response Count
Less than 1 year		0.0%	0
1 - 3 years		0.0%	0
<b>3 - 5 years</b>		<b>54.5%</b>	<b>6</b>
5 - 10 years		18.2%	2
Over 10 years		27.3%	3
<i>answered question</i>			<b>11</b>
<i>skipped question</i>			<b>0</b>

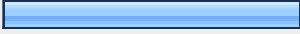


3. About how often do you come on Sunday?			
		Response Percent	Response Count
A couple of times a year		0.0%	0
Once a month		18.2%	2
<b>Twice a month</b>		<b>45.5%</b>	<b>5</b>
Almost every week		36.4%	4
<i>answered question</i>			<b>11</b>
<i>skipped question</i>			<b>0</b>






**4. What three (3) things do you like most about being part of First Parish?**



		<b>Response Percent</b>	<b>Response Count</b>
Religious education classes		18.2%	2
Chapel Service		36.4%	4
Church Service (in Sanctuary)		9.1%	1
Chalice Lighting		18.2%	2
Time for all Ages		18.2%	2
Religious Education Play		27.3%	3
Singing/Music		18.2%	2
Friends		45.5%	5
<b>Coffee Hour</b>		<b>72.7%</b>	<b>8</b>
Sunday Field Trips		18.2%	2
		Other	2
		<i>answered question</i>	<b>11</b>
		<i>skipped question</i>	<b>0</b>


5. What other church-related activities would you enjoy? (Select your 3 favorites.)			
		Response Percent	Response Count
Choir		27.3%	3
Potluck Suppers		63.6%	7
Dances		0.0%	0
Coffeehouse		54.5%	6
Youth Group		27.3%	3
OWL program		9.1%	1
Community Service (Social Action)		9.1%	1
<b>Parties</b>		<b>90.9%</b>	<b>10</b>
Clothing Sale		0.0%	0
		Other (please specify)	2
		<b>answered question</b>	<b>11</b>
		<b>skipped question</b>	<b>0</b>

6. The best thing about First Parish is: (Please write whatever you like.)		
		Response Count
		11
		<b>answered question</b>
		<b>11</b>
		<b>skipped question</b>
		<b>0</b>

7. What would you like the Minister to do with the Sunday school?			
		Response Percent	Response Count
Chapel Services		45.5%	5
Be available for group discussions		36.4%	4
Be available for individual discussions		0.0%	0
Visit classrooms		18.2%	2
		Other (please specify)	1
		<b>answered question</b>	<b>11</b>
		<b>skipped question</b>	<b>0</b>

8. Why do you come to First Parish?			
		Response Percent	Response Count
My parents make me.		30.0%	3
I want to come.		60.0%	6
I enjoy what we learn.		30.0%	3
I can see my friends.		40.0%	4
To be part of the Religious Ed play.		10.0%	1
		Other (please specify)	2
		<b>answered question</b>	<b>10</b>
		<b>skipped question</b>	<b>1</b>

9. If you are age 12-14, would you be interested in a Junior Youth Group, if available?			
		Response Percent	Response Count
Yes		11.1%	1
No		0.0%	0
Not Applicable (Not 12-14)		88.9%	8
<i>answered question</i>			9
<i>skipped question</i>			2

10. Are you coming to First Parish presently?			
		Response Percent	Response Count
Yes		100.0%	11
No		0.0%	0
<i>answered question</i>			11
<i>skipped question</i>			0

11. If you no longer regularly attend, please specify your reasons.			Response Count
			1
<i>answered question</i>			1
<i>skipped question</i>			10